



University
of Glasgow

James Watt
School of
Engineering

**Electronic & Software
Engineering
MEng/BEng**
Pre-entry pack

gla.ac.uk/schools/engineering

**WORLD
CHANGING
GLASGOW**

INTRODUCING THE JAMES WATT SCHOOL OF ENGINEERING

1736

Born in Greenock, Watt was home schooled before attending Greenock Grammar School.

1759

Watt Began his life-long interest in steam-power under the influence of his friend John Robinson.

1765

Famously while strolling on Glasgow Green, Watt devised a separate condenser which would improve efficiency and permit enormous savings in fuel.

1784

Elected fellow Royal Society of Edinburgh

1756


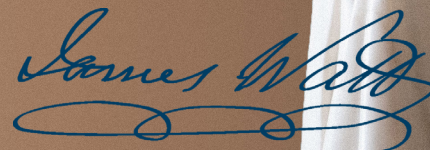
Employed by the University of Glasgow as an Instrument Maker, Watt's first task was to repair a collection of astronomical instruments.

1763

James Watt was presented with a model Newcomen steam engine in need of repair on which he experimented for the next 2-3 years.

1769

Took our first patent for realising steam power.





CONTENTS

Programme Structure	06
Timetable and wider reading	09
Mathematics revision example exercises	11
The Student Advising System	12
Student organisations	15
Induction Information	16

Programme Structure:

MEng and BEng programmes follow the same curriculum up to the end of third year. Students must attain a GPA of at least 14.0, at the end of year 3, in order to progress onto the MEng. Students who fail to attain this level may only be permitted to study for the BEng.

Please note: The curriculum as outlined may be subject to change prior to the start of the programme. Full course descriptors can be found at: gla.ac.uk/coursecatalogue

Year 1

- Electronic Engineering 1X
- Electronic Engineering 1Y
- Engineering Mathematics 1

Options for Standard Route

- Computing Science - 1P
- Computing Science - 1Q

***Other routes are available, please see advisor of studies.**

Year 2

- Computing Science 2T: Computer Systems 2
- Computing Science 2X: Algorithms and Data Structures 2
- Computing Science 2P: Object-Oriented Software Engineering 2
- Computing Science 2P: Java Programming 2
- Computing Science 2U: Web Application Development 2
- Analogue Electronics 2
- Digital Electronics 2
- Electrical Circuits 2
- Electronic Design Project 2
- Embedded Processors 2
- Engineering Mathematics 2

Year 3

- Computing Science 3Q: Advanced Programming 3
- Computing Science 3S: Operating Systems 3
- Computing Science 3T: Networked Systems 3
- Computing Science 3X: Professional Software Development 3
- Team Project ESE3 (Software)
- Software Engineering Summer Placement
- Communication Systems 3
- Control EE3
- Electronic System Design 3
- Real Time Computer Systems 3

Options

- Digital Circuit Design 3
- Simulation of Engineering Systems 3

Year 4 BEng

- **Professional Skills and Issues 4**
- **Final Year Project ESE**

Year 4 MEng

- Integrated System Design Project 4
- Team Project EE4

Options

- Acoustics and Audio Technology 4
- Biosensors and Diagnostics 4
- Control 4
- Digital Communication 4
- Digital Signal Processing 4
- Microwave Electronic and Optoelectronic Devices 4
- Advanced Devices 4
- Power Systems 4
- Robotics 4
- VLSI Design 4
- Cellular Biophysics 4
- Navigation Systems 4
- Radar and Electro-Optic Systems 4
- Power Electronics and Drives 4

***For more options please see advisor of studies.**

Year 5

- Design Special Topic 5
- Individual Project 5

Options

- Robust Control 5
- Introduction to Wind Engineering
- Micro and Nano Technology
- Microwave and mm Wave Circuit Design
- Optical Communications
- Real Time Embedded Programming
- Energy Conversion Systems M
- Advanced Devices M
- Ultrasound Technology and Apps

***For more options please see advisor of studies.**

Our Electronic & Software Engineering programme is **fully**



TIMETABLE

Sample timetables show an typical schedule. You will normally have between 2 and 4 lectures every day. In addition you will have laboratories or tutorials which allow you to develop what you have learnt in the lectures. The number of laboratory sessions or tutorials you have over the term will depend on the subject, but in the first year there will typically be 1-2 laboratories and 2-3 tutorials per week and these will all start in the third week of term.

A definitive copy of your timetable will be available on MyCampus, once you have registered. You should check this regularly as updates will be made:

gla.ac.uk/students/myglasgow/

Degree Timetable – Electronics & Software Engineering Year 1 (Semester 1)								
	09.00 – 10.00	10.00 – 11.00	11.00 – 12.00	12.00 – 13.00	13.00 – 14.00	14.00 – 15.00	15.00 – 16.00	16.00 – 17.00
MON		Lecture Electronic Engineering 1X R408	Lecture Engineering Skills 1 JWS354	Tutorial 2 Engineering Mathematics 1		Lab Electronic Engineering 1X/Materials		
TUES		Lecture Electronic Engineering 1X Hunterian AG	Lecture Engineering Mathematics 1 JWS354	Lecture Engineering Skills 1		Lab Electronic Engineering 1X		
WED	Lecture Materials 1	Lecture Electronic Engineering 1X BO203	Lecture Engineering Mathematics 1 JWS354					
THUR	Lab Engineering Skills 1		Lecture Engineering Mathematics 1 JWS354	Tutorial 2 Materials 1		Lab Electronic Engineering 1X/Materials		
FRI	Lecture Materials 1 JWS354	Lecture Electronic Engineering 1X BO222	Lecture Engineering Mathematics 1 JWS354	Tutorial 2 Engineering Mathematics 1				

Please note that you are expected to do several hours of independent study per week, for each subject, throughout the term. In fact studying engineering is like a full time job, you'll require good time management to balance study and other commitments. Most teaching is done in 50 minute lectures and each lecturer will present in their own style. Most will give handouts or make notes available online but you will be expected to take notes during the lecture.

Wider reading

Due to the nature of the programme we don't provide a specific reading list, below is a suggestion of wider reading:

- Hambley, A.R. (2008) Electrical Engineering, 3rd Edition; Prentice Hall ISBN 132066920
- Toulson, R. & Wilmshurst, T. (2012) Fast and Effective Embedded Systems Design - Applying the ARM mbed, 1st Edition; Newnes ISBN 9780080977683
- Tocci, R.J. & Widmer, N. & Moss, G. (2010) Digital Systems: Principles and Applications, Prentice Hall ISBN 130856347

1840

Regius Professorship in Civil Engng & Mechanics, endowed by Queen Victoria. Making Glasgow the **oldest** school of engineering in the UK.

1914

John Logie Baird begins his studies in Electricity, Engineering and Natural Philosophy.

2007

James Watt Nanofabrication centre opens

1756 – 1764

James Watt was appointed by the University of Glasgow as a mathematical instrument maker

1851

Rankine, "Father of Thermodynamics" appointed to the Regius Chair.

1957

Glasgow was the first Scottish University to have an electronic computer

2019

WHO WILL YOU BECOME

Study in groups,
you'll be surprised at how
much you can learn by
bouncing ideas of your
colleagues

Mark Doyle
Aeronautical Eng
MEng Graduate

MATHEMATICS REVISION

Here are a few exercises to help you to revise your mathematics before you come to university. You will have covered the techniques but the questions are dressed up in the language of engineering, which may make them a lot more challenging!

Please don't get the idea that the curriculum is dominated by mathematics: it is definitely engineering. However, professional engineers use mathematics as a tool to help them solve problems, which means that you must be able to do basic calculations quickly and reliably – almost automatically.

So while you will do a significant amount of Mathematics in the first year, this is to allow you to develop the skills that you use in later years, the amount of formal mathematics teaching drops through the years as you use these skills. It will be a challenge but very profitable for your future career.

Full solutions are available online. Please don't look at these until you have tried the exercises yourself.

- Figure 1(a) shows a widely used circuit called a *potential divider* formed by two resistors. The input and output voltages are given in terms of the resistances by

$$V_{\text{out}} = \frac{R_2}{R_1 + R_2} V_{\text{in}}$$

Use this to find the unknown quantities in figures 1(b)–(e). [0.5 V, 500 Ω , 12 V, 16 k Ω .]

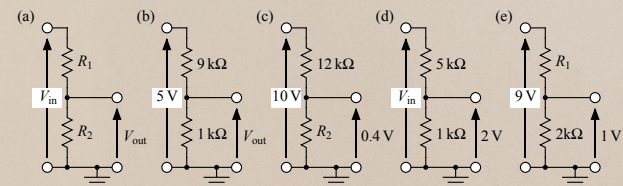


Figure 1: A selection of potential dividers.

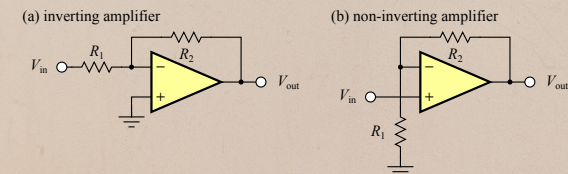


Figure 2: The classic inverting and non-inverting amplifier circuits.

- A remote control draws 10 mA while it is being used and 10 μ A when it is idle. (Make sure that you know the powers of 10 for the prefixes in mA and μ A. How about kA and nA?) What is the average current drawn, assuming that it is used for 5 minutes per day? Which is more significant, the current drawn when it is operating or idle? [45 μ A]

The control's batteries are rated at 100 mAh. This means that the product of the current in mA and lifetime in hours is 100. For example, they will provide 100 mA for 1 hour or 0.1 mA for 1000 hours. How long will they last in the remote control? [About 3 months]

STUDENT ADVISING SYSTEM IN THE SCHOOL OF ENGINEERING

The purpose of this short note is to make you aware of the Undergraduate Advising System we have in the School which is available to support you in your studies. As soon as you register with us you will be allocated an Adviser of Studies. You can easily find out who this is by logging in to your MyCampus account.

I should make it clear that your adviser is not a tutor – he/she will not be able to help you with problems relating to your course material (you should contact the course lecturer for this). Your adviser of studies is there to help you with any other problems you might experience which affects your ability to study. They will also help you with issues relating to academic progress, curriculum choices and career matters.

During the first two weeks of the semester you will be contacted by your adviser and invited to meet him/her. This is simply to give you a chance to meet your adviser for the first time, and should only take a few minutes – please attend this meeting.

Our intention is that you should keep the same adviser throughout your degree study and he/she will be able to provide you with reference letters and recommendations when you come to apply for a placement, internship or a permanent job after graduation.

During the semester if you should have problems, medical or personal, for example, you can ask for an appointment to see your adviser (usually by e-mail). If your adviser can't help you directly, the University has many central student support services (counselling, financial advice chaplaincy etc) and your adviser will point you to the correct service to help you. Anything you tell your adviser will be held in the strictest confidence.

If you miss any classes (say due to illness) please report them using the Student Absence system on MyCampus. If during the exam period you are ill and this causes you to miss an exam or you feel your performance has been affected, please use the Good Cause reporting system on MyCampus.

Advisers are also busy academics and may have commitments with teaching and research or may indeed be off-campus for periods of time. If you cannot contact your adviser of studies please contact the Teaching Office (see contact details opposite) who will direct you to the Senior Adviser for your discipline.

Useful Contacts:

Chief Adviser of Studies	Dr Douglas Thomson	Douglas.Thomson@glasgow.ac.uk	0141 330 6145
School Teaching Office	Rm 620, James Watt Bld	eng-teachingoffice@glasgow.ac.uk	0141 330 7558
Student Services	Fraser Building	studentservices@glasgow.ac.uk	0141 330 7000

Discipline	Senior Adviser	e-mail	Phone
Aerospace	Dr Richard Green	Richard.Green@glasgow.ac.uk	0141 330 4312
Biomedical	Dr Manlio Tassieri	Manlio.Tassieri@glasgow.ac.uk	0141 330 8116
Civil	Dr Trevor Davies	Trevor.Davies@glasgow.ac.uk	0141 330 5205
EEE	Mr Calum Cossar	Calum.Cossar@glasgow.ac.uk	0141 330 6003
Mechanical	Dr Phil Dobson	Phil.Dobson@glasgow.ac.uk	0141 330 4314

ENGINEERING SOCIETIES

Student Societies are an invaluable part of the student experience. In recognition of their importance, we, the James Watt School of Engineering, not only support student led activities but we also encourage new initiatives whenever a new opportunity arises. Below, are a number of our established student societies that you will get to meet during Fresher's week.



@UGDBF



@femenginrwanda



@GUBMES




@guengsoc



@jetxengineering



@GUEWB



@handprints.enable




@femeng



@GURobotics

FORMULA STUDENT



Each year Formula Student (FS) challenges university students from around the world to design and build their own single-seat racing car, which is then put to the test at the famous Silverstone Circuit. University teams from multiple disciplines work together, developing creative solutions, building teamwork and communication skills, and learning how to deliver projects to budget and deadlines.

Formula Student has been run by the Institute of Mechanical Engineers since 1998, and since then, tens of thousands of competitors have come through the competition, with graduates now featuring in every Formula 1 team!

@UGRacingFSAE



The Electronic & Software Engineering Induction session

Wednesday 18th September

13:00 - 14:30 Welcome Session, Boyd Orr Building, LT 203

14:30 - 16:30 Ice-breaker session, James Watt South Building



glasgow.ac.uk/engineering

James Watt South Building, University of Glasgow, Glasgow G12 8QQ

General switchboard +44 (0)141 330 2000

The University of Glasgow, charity number SC004401