

BDS Student Dress Code

The following dress code applies in all clinics, in the pre-clinical skills area, and in the teaching laboratories on levels 2, 5 and 6

Dress

- Students will wear matching “scrub” top and bottom. The colour and style will be specified and a supplier will be recommended*. (We recommend that students should have a **minimum** of two sets. These should be laundered according to the manufacturer’s instructions and a clean ironed set of scrubs should be worn each day).
- The student’s name (any configuration but no “nicknames”) should be embroidered on the left side of the tunic. Below the name will be embroidered “Dental Student”. The font colour and style will be specified**.
- Students may wear a CLEAN, PLAIN WHITE or SINGLE COLOURED T-Shirt beneath the scrub top. The T-Shirt may have short or long sleeves. For the performance of clinical activities long sleeves **MUST** be rolled-up above the elbows***.
- Footwear will be black shoes or black trainers that should not feature large logos or insignia and should enclose the upper part of the foot fully. Leather or synthetic material is acceptable but not canvas. Heals should be flat.
- The above should be regarded as a dress requirement and not as personal protective equipment (PPE). PPE should be used during all patient treatment episodes and in other areas as advised.
- Headscarves, if worn, should be tucked-in beneath the scrub top neck opening. Headscarves should have no embellishments such as fringes or beading. A clean headscarf should be worn each day. Clothing that covers the face (veil) is not permitted.

Badges

- An NHS identification badge should be worn at all times.

Hair

- Hair should be neat and tidy. Hair of shoulder length or longer should be tied back and up in a neat and tidy manner.
- Any facial hair should be neat and tidy.

Jewellery

- A single plain ring is permitted; otherwise no jewellery is to be worn.
- Wristwatches, bracelets and wristbands must be removed for hand hygiene and thereafter whilst treating patients or simulated patients.
- No earrings or visible body or facial piercings are permitted. Visible transdermal piercings must be covered in the clinical environment.

Nails and Cosmetics

- Nails should be clean and short, without nail varnish, artificial fingernails or extensions.
- Makeup should be discreet. No false eyelashes are permitted.

February 2016

* A W Bent Cherokee 4700/4100/4200 – Grey

** ARIAL rounded – red

*** Disposable over-sleeves will be available for those who, for religious reasons, wish to cover their forearms. This does not remove the need, for infection control purposes, to roll-up sleeves whilst performing clinical activities. Over-sleeves should be disposed of as with disposable gloves.

See Appendix on Next Page

Signed: _____

Print Name: _____

Date: _____

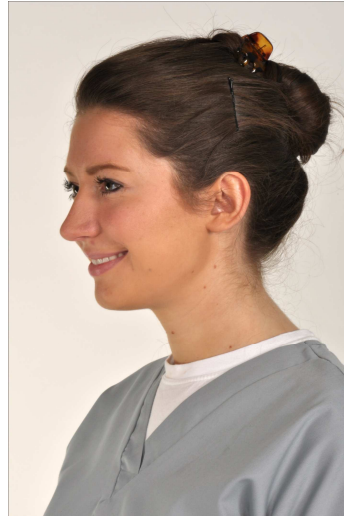
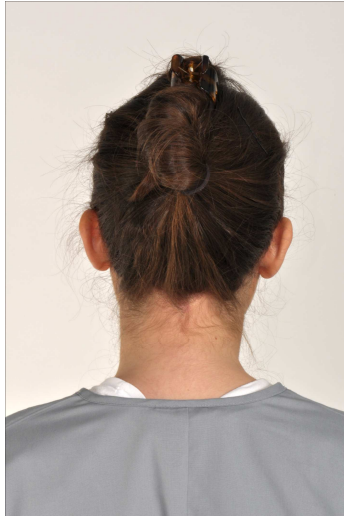
Appendix



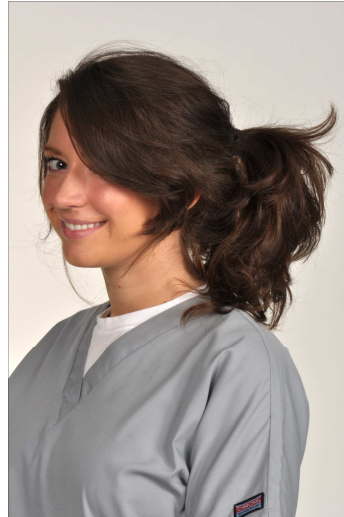
This is your scrubs suit and the picture depicts exactly how it should be worn. A plain T-shirt under your scrub top is optional.

If you opt for a plain long sleeved T shirt under you scrub top it **must be rolled up above the elbow** in the clinical environment to comply with the infection control policy.





This is an example of how those undergraduates with longer hair should present themselves in a clinical environment. This is necessary to maintain standards in infection control and health and safety.



These are examples of longer hair styles which **are not acceptable** in a clinical environment.

The images below are examples of the types of footwear which are required for the clinical environment. You will notice that the foot is fully encased in the shoe and the sole is flat. The shoes can be leather or a sturdy manmade fabric but **not canvas.**



The images below are examples of footwear which is **unsuitable for the clinical environment**. As you can see the top of the foot is exposed and poses a potential risk from falling instruments. Shoes with open work are unacceptable due to the possible risk of mercury absorption.

